

Using Bidding Owl

Step 1: Register to bid.

Type in URL or scan QR code with camera

<https://www.biddingowl.com/Auction/Bidders/register.cfm>

After registering, you will receive an email to confirm. Open email and click on the confirmation.



Scan me with your camera

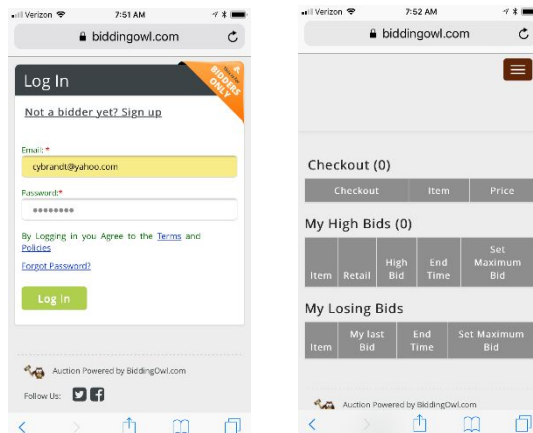
Step 2: Login to view or bid on our auction

Type in URL or scan QR code with camera

<https://www.biddingowl.com/Auction/Bidders/Sign-in.cfm>



Scan me with your camera



Step 3: Preview Auction Item and Bid. Type in URL or scan

QR code with camera

<https://www.biddingowl.com/MAWMR2021>

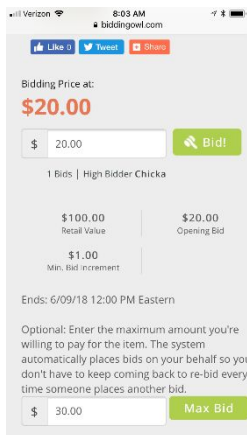
Click on view all items



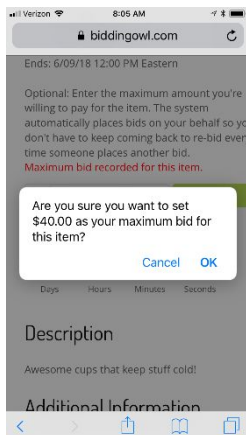
Scan me with your camera



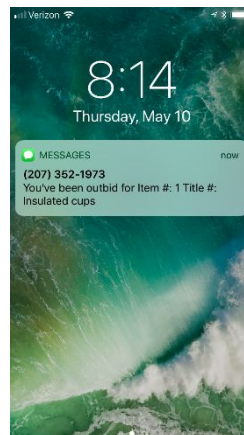
Step 4 : BID!



Place a single bid



Or place a max bid



When outbid, text notification is sent.

Go back and bid more!